


Your Every Day Contact Lens Hygiene Plan for One Step Peroxide Solution




CooperVision®

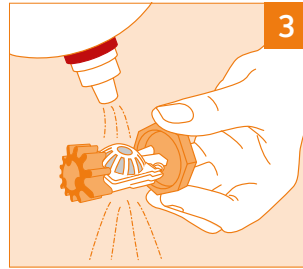
Steps when REMOVING your contact lenses



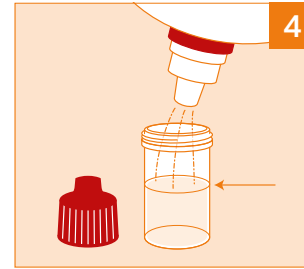
BEFORE handling your contact lenses wash and rinse your hands thoroughly, then dry with a lint-free towel.




Remove the lens from your right eye and place into the right basket (marked: R) of the open lens holder. Carefully close the basket. Remove the lens from your left eye, place into the left basket and close it carefully.



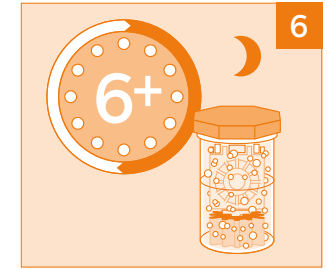
Thoroughly rinse each lens while in the lens holder for 5 seconds with fresh one step peroxide solution.



Fill the lens case up to the marked line with fresh one step peroxide solution. Do not underfill or overfill the lens case.



Place the lens holder inside the lens case and close the cap securely (do not overtighten). The solution will start to bubble. Ensure the lens case is in an upright position and that your lenses are fully immersed.

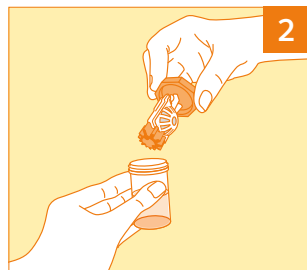


Allow your lenses to soak for at least 6 hours or overnight prior to applying onto the eyes. Do not shake the lens case or turn it upside down during the disinfection process.

Steps when APPLYING your contact lenses




BEFORE handling your contact lenses wash and rinse your hands thoroughly, then dry with a lint-free towel.



Only after a period of at least 6 hours of neutralization, open the cap and take out the lens holder.



If required or recommended by your Eye Care Professional your lenses can be rinsed with sterile saline prior to insertion.



After applying your lenses onto the eyes, discard all used, remaining one step peroxide solution from lens case, and leave it open to air dry.

Never



Never put one step peroxide solution directly into the eye.



Never rinse your lenses with one step peroxide solution prior to inserting onto the eye.

Your Every Day Contact Lens Hygiene Plan for One Step Peroxide Solution



CooperVision®

Always



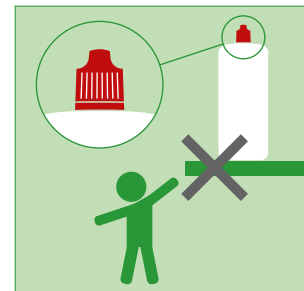
Always follow your Eye Care Professional's instructions regarding contact lens and one step peroxide solution use.



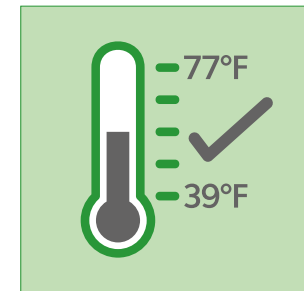
Always wash and rinse your hands thoroughly, then dry with a lint-free towel BEFORE handling your contact lenses. This is required to help prevent eye infections.




Always use the lens case containing the platinum disc neutralizer when using one step peroxide solution. Replace the case after 31 uses or one month of daily use.



Always keep the solution bottle tightly closed when not in use. Discard any remaining solution 3 months after first opening. Keep out of reach of children.



Always store the one step peroxide solution bottle at the temperature indicated, typically room temperature.



Always repeat the cleaning and disinfection steps if lenses are not worn and stored in the lens case for more than 24 hours.

Never



Never allow your contact lenses or lens case to come into contact with tap water, bottled water or saliva.



Never use your lenses for swimming, hot tubs or water sports.



Never wear your lenses when showering.




Never use soap or detergents to clean your lens case.



Never use a flat lens case with peroxide solutions.



Never reuse solutions or use beyond their expiry date. Never use the lens case longer than recommended.



Never change from solutions recommended by your Eye Care Professional. Never mix solution with other fluids.